

# The EDGE - It couldn't be more simple!

## Description






The revolutionary magnetic loading system simplifies the process installing a graphic into the stand. It eliminates the fear of removing the pin prematurely and requiring the stand to be taken apart to fix the tension. The EDGE is like a cartridge system allowing graphics to be easily interchanged. With the simple turn of a key, tension is applied. By pressing a button, the tension can be retracted. Our system is versatile and most importantly simple.



## Specifications

Finish	Silver
Width	34"
Height	79"
Weight	6 lbs.
Graphic Area	33.5" x 78"
Media Thickness	Max 10 mil

## Advantages

-  Magnetic Loading
-  Adjustable Tension
-  Fixed Height
-  Clamp Top Rail
-  \*Lifetime Warranty



### Lifetime Warranty

Magnific Displays guarantees the quality and function against defects in materials and/or workmanship when used as designed.

### How to Buy

For additional Magnific product information, please call 800-721-9088 or visit our website [www.magnificdisplays.com](http://www.magnificdisplays.com) where you can also find an authorized Magnific reseller near you.